

---

*To see the Result of the tender  
for bidders  
on e-Procurement Portal*

---

**Prepared By:  
M/s e-Procurement Technologies Limited**

**Disclaimer:**

Please take a note these all below screens are given for understanding and informational purpose only so that user can be able to use the website smoothly and does not purpose to give correct information in all circumstances because it may be vary to Department-to-Department and Sub-Domain to Sub-Domain and Tender to Tender. You can contact to e-Procurement Support Team of EPTL to get the correct information.

1. Logon to the e-Procurement portal with your ID and Password:

Screen: 1

**Login**

Message Board 838 | 821. Cell: + 91-90990 90830. e-Mail: info@abcProcure.com. -----**Information for RTGS / NEFT Payment Instruction:** Pl note, that vendor will get bidder code

**BIDDERS ARE ADVISED TO SUBMIT THEIR BIDS WELL IN TIME TO AVOID ANY LAST MINUTE DIFFICULTY / RUSH / CONFUSION.**

Select Department : --Select-- Live Tenders

Keyword :

Search Advance Search Clear Search

Online Tenders Offline Tenders

2. After Successful login, kindly search your tender, which you would like to see the result.

- Enter Tender ID in search criteria, select “Tender Type” as “Archive” or “ALL”, and search the tender.

Screen: 2

Message Box Tender Briefcase Documents Utility Change Password Edit Profile Logout

My Tenders | Limited Tenders | Upcoming Tender(s) | Bidder Manual

**Message Board** al of User ID. Bidder Code will be sent on your Registered e-Mail ID Address and it will be available on our e-Tender Portal also after login. Kindly note that the payment via RTGS / NEFT is required to be ma

**NEFT/RTGS Instruction:**  
We are pleased to announce the new online payment option of RTGS and NEFT for payment of document fee/EMD of e-tenders for [mfpfederation.abcprocure.com](http://mfpfederation.abcprocure.com). With this you can now pay the document fees/EMD through RTGS or NEFT from your existing Bank account.Please find your registration code, which you shall require while making the payment.  
Read More...(Show/Hide)

**Search**

Tender Id Department All Submission Date >= <=

Tender No Opening Date >= <=

Tender Type Live Estimated Value <= Keyword

Search Clear

Screen: 3

My Tenders | **Limited Tenders** | Upcoming Tender(s) | Bidder Manual

Message Board Bidder (s) are requested to click on Bidde


**NEFT/RTGS Instruction:**  
 We are pleased to announce the new online payment option of RTGS and NEFT for payment of document fee/EMD of e-tenders for [mfpfederation.abccprocure.com](http://mfpfederation.abccprocure.com). With this you can now pay the document fees/EMD through RTGS or NEFT from your existing Bank account. Please find your registration code, which you shall require while making the payment.  
 Read More...(Show/Hide)

**Search**

Tender Id:  Department:  Submission Date: >=  <=

Tender No:  Opening Date: >=  <=

Tender Type:  Estimated Value: <=  Keyword:

3. Once you searched the tender, then click on Tender Dashboard icon (  ) to see the result.

Screen: 4


**Search**


Tender Id:  Department:  Submission Date: >=  <=

Tender No:  Opening Date: >=  <=

Tender Type:  Estimated Value: <=  Keyword:

(1) All Tender(s) Found.

Sr. No.	Tender Id	Tender No.	Department/Unit	View NIT	Estimated Value	Due Date	Opening Date	Corri.	Dashboard
1.	59751	T.P. (2018)- I Dated 16.11.2017 (1st Round)	Madhya Pradesh State Minor Forest Produce (Trading & Development) Co-Operative Federation	<a href="#">Advance Sale of Tendu Leaves for Collection Season 2018</a> <a href="#">(Open for those who registered in Divisional Forest Office under Madhya Pradesh Tendu Patta (Vyapar Viniyaman) Adhiniyam 1964)</a>	0	27/12/2017 15:00	27/12/2017 15:30	0	

Page 1 of 1  

4. Now, click on Result tab as per below screen shot.

Screen: 5

The screenshot displays a web application interface for a bidding process. At the top, there is a navigation bar with icons and labels for 'Message Box', 'Tender', 'Briefcase Documents', 'Utility', 'Change Password', 'Edit Profile', and 'Logout'. Below this is a secondary navigation bar with links for 'My Tenders', 'Limited Tenders', 'Upcoming Tender(s)', and 'Bidder Manual'. The main content area features a 'Message Board' section with a 'Go Back To Home' link. The 'Tender Detail' section provides information for Tender Id: 59751, Tender No: T.P. (2018)- I Dated 16.11.2017 (1st Round), Due date & time: 27/12/2017 15:00, and Opening date & time: 27/12/2017 15:30. The brief describes an 'Advance Sale of Tendu Leaves for Collection Season 2018' and is open for those registered in the Divisional Forest Office under Madhya Pradesh Tendu Patta (Vyapar Viniyaman) Adhiniyam 1964. A horizontal menu below the details includes 'Declaration', 'EMD', 'Prepare Bid', 'Final Submission', 'Result', and 'Online Payment Detail', with the 'Result' tab highlighted by a red box. The page footer contains the text 'BIDDING DASHBOARD', 'Site Best Viewed in 1024\*768', and 'Website Developed & Maintained By e-Procurement Technologies Ltd Disclaimer'.

5. Now, Enter remarks and click on Mark button. E.g., I want to see the result. You will get a confirmation message on the screen and click on Ok as per below screen shot.

Screen: 6

Message Board made one working day in advance in order to make it available in your Bidder ID. Hence please ensure that you remit funds at-least one day in advance before you would like to make the document fee/EMD

[Go Back To Bidding Dashboard](#) [Go Back To Home](#)

**Tender Detail**

Tender Id : 59751 Tender No : T.P. (2018)- I Dated 16.11.2017 (1st Round) Due date & time : 27/12/2017 15:00 Opening date & time: 27/12/2017 15:30

Brief : Advance Sale of Tendu Leaves for Collection Season 2018 [Tender Notice](#) | [Download Document](#)

(Open for those who registered in Divisional Forest Office under Madhya Pradesh Tendu Patta (Vyapar Viniyaman) Adhiniyam 1964)

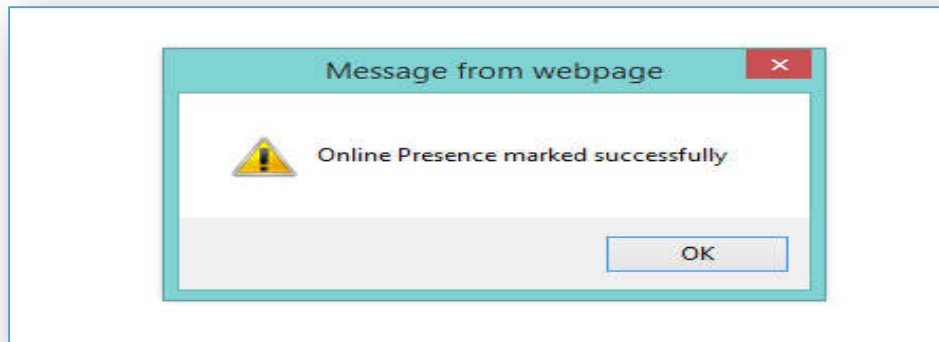
Declaration EMD Prepare Bid Final Submission **Result** Online Payment Detail

Mark your presence for online tender opening

Remarks \* I want to see the result!

Mark

Screen: 7



6. Now, you will get a screen of Result as per below screen shot.

Please take a note that Result will be visible to bidders only once shared by Tendering Authority.

Screen: 8

Annexure - II (Form No. 1 - Tenderer's Information)	
Annexure - II (Form No. 2 - Lotwise Rate Offer)	<a href="#">Individual</a>
Annexure - II (Form No. 3 - Documents to be Uploaded)	
Annexure - III (Tenderer's Agreement)	

End of the Document.